

Crime Trends City of Sierra Madre 2006-2007

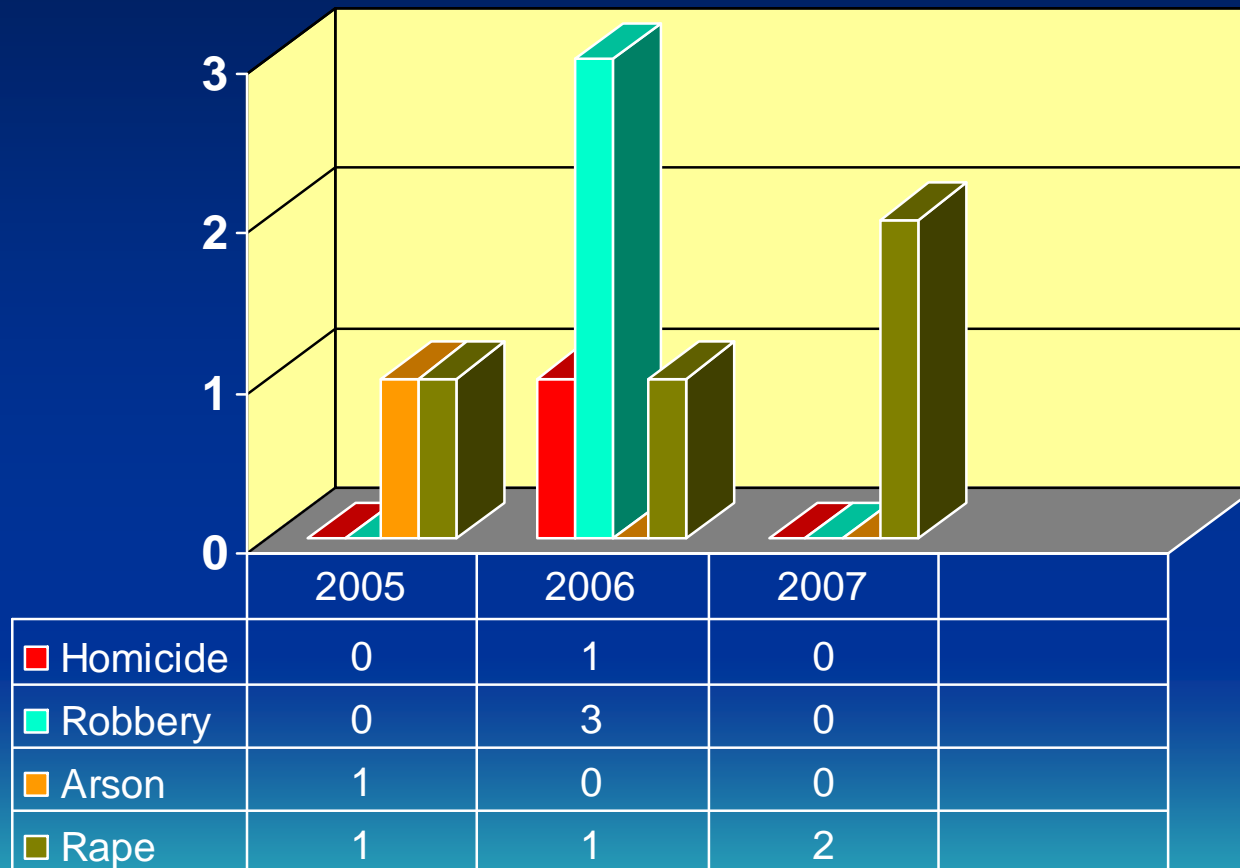
- Serious Crime Decreased 10%

(Part I Crimes: Homicide, Forcible Rape, Robbery, Aggravated Assault, Burglary, Larceny, Motor Vehicle Theft, Arson. Data as of 1.10.08)

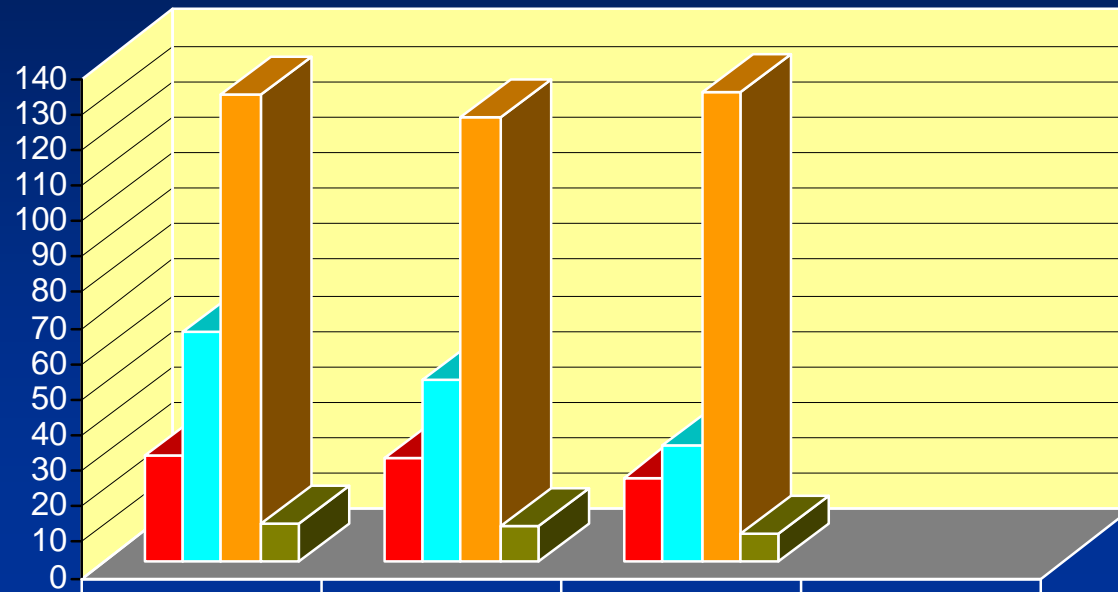
- Residential Burglary Decreased 35%

Note: Part 1 is the FBI designation for serious crimes.
All other offenses are considered Part 2 crimes.

Part I Crime Frequency 2005 - 2007

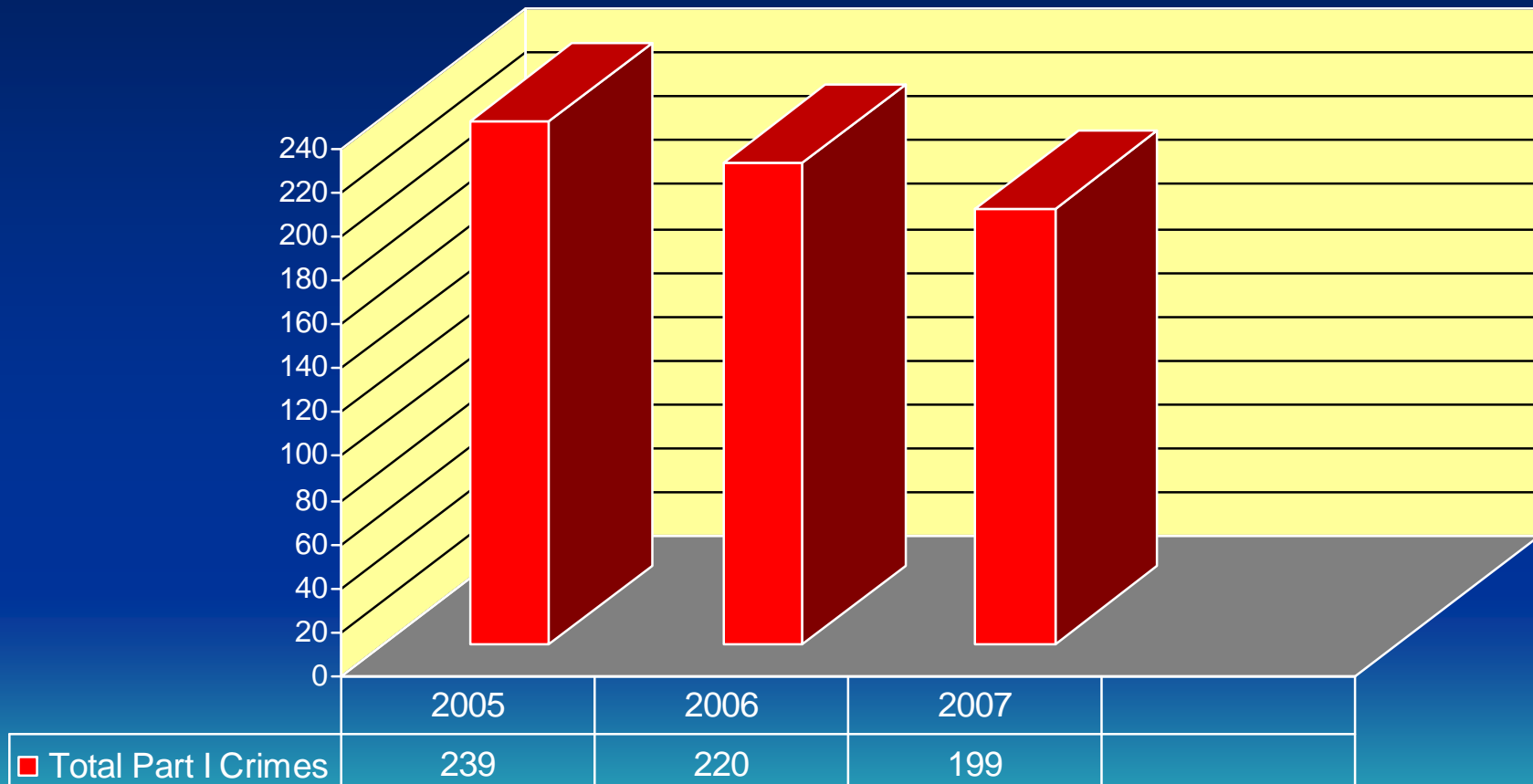


Part I Crime Frequency 2005 - 2007



	2005	2006	2007
■ Agv. Assault	30	29	24
■ Burglary	65	51	33
■ Larceny	131	125	132
■ Motor Veh. Theft	11	10	8

Total Part I Crime Frequency 2005 - 2007



Decline in Part I Crime Frequency 2005 - 2007

• 10 % Decrease in
Total Part I Crimes
2006 - 2007

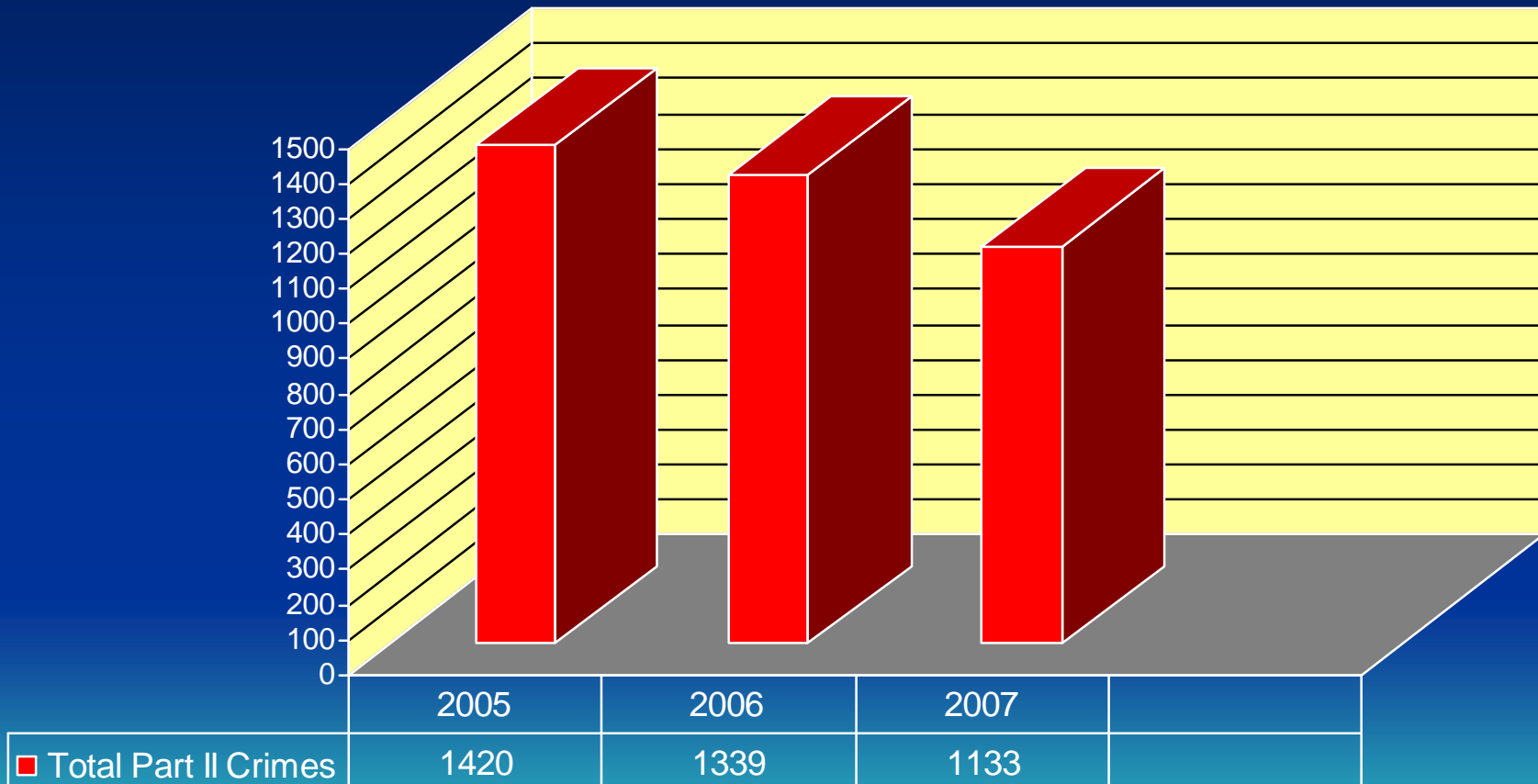
• 16 % Decrease in
Total Part I Crimes
2005 - 2007



Part II Crime Frequency 2005 - 2007

	2005	2006	2007	% Change '06- '07	% Change '05- '07
Other Assaults	35	34	25	- 26	- 28
Forgery, Fraud	29	32	52	+ 62	+ 113
Embezzlement	0	0	0	0	0
Stolen Property	6	4	6	+ 50	0
Vandalism	75	111	120	+ 8	+ 60
Weapons	9	8	6	- 25	- 33
Sex Offenses	9	6	5	- 16	- 44
Drug Abuse	57	76	115	+ 51	+ 101
Offenses Against Family	29	46	33	- 28	+ 13
Driving Under Infl.	32	26	49	+ 88	+ 53
Liquor Laws	14	6	8	+ 33	- 42
Drunkenness	16	25	28	+ 12	+ 75
All Other Offenses	1109	965	686	- 29	- 38
TOTAL	1420	1339	1133	- 15	-20

Total Part II Crime Frequency 2005 - 2007



Decline in Part II Crime Frequency 2005 - 2007

• 15 % Decrease in
Part II Crimes in
2006 - 2007

• 20 % Decrease in
Part II Crimes in
2005 - 2007



Part I + Part II Crime Frequency 2005 - 2007

